

# Mineralogical Society of the District of Columbia



## MINERAL MINUTES

*The Mineral Minutes is the award winning bulletin of The Mineralogical Society of the District of Columbia, Inc.*

*The purpose of this Society is to promote interest in mineralogy, geology, and related earth sciences and to encourage mineral collecting. An annual scholarship is awarded to a deserving student in the related field.*

*The Mineralogical Society of the District of Columbia is one of the founding Societies of the Eastern Federation of Mineralogical and Lapidary Societies.*

**Vol. 72, No. 9**

**Founded 1942**

**November 2013**

### [Rescheduled] November 6, 2013 Presentation by **Patricia Flavin: A Fossil Hunt Along the Calvert Cliffs of the Chesapeake Bay**



(Photo: P. Flavin)

My rockhound hobby started in 2009, after seeing the Travel Channel's show called "Best Places to Find Cash and Treasures". This was a comprehensive 10-part series hosted by the "spunky" Becky Worley. Many featured places were within several hours drive from Northern Virginia. Enter Tom Taffee, who I met at his "Viva Vienna" gem and fossil booth May 2009. I put the question to him, "Are there really places nearby that you can collect and descend into a mine?" His answer has changed my life. He urged me to join the Northern Virginia Mineral Club. I also joined MSDC. I visited Morefield Mine, Amelia, Virginia to collect Amazonite, the very next week. I coordinated with Ted Carver and experienced my first mine tour, 65 feet underground. I got to wear all the cool safety equipment, too.

#### TABLE OF CONTENTS

	Page
<i>The Prez Says</i>	2-3
<i>Who was "Rogers" of Mount Rogers, Virginia?</i>	3-5
<b>Mineral Identification: Crystal Form</b>	6-7
<b>A.E. Seaman Mineral Museum</b>	7
<b>Atlantic Coast Gem Show</b>	8-10
<b>There's Nothing Lacking in Luster</b>	11-12
<b>Linked-In</b>	13
<b>AFMS Award Recipients</b>	14
<i>Officers &amp; Board Members &amp; Treasurer's Note</i>	15
<i>Speaker Flash Back, Upcoming Events &amp; EFMLS News</i>	16-17
<b>MSDC AFMS Award Recipients</b>	17
<b>Federation News</b>	18
<b>Membership Application</b>	19

Next, in 2010, Robert Windsor suggested that I “go to the Super Dig at Sterling Hill Mine, New Jersey.” I did and I brought back 75 lbs. of fluorescent minerals: Willamite, Franklinite, Calcite, Hydrozincite, and toured their mine. I urge you to go.

Jim Kostka introduced me to club members, John Mills and his wife, who educated me on Lake Superior Agates. They also gave me a cabochon lesson from his lapidary workshop. Jim also helped me collect at the Manassas Vulcan Quarry, and taught me how to clean minerals in a solution of acid.

Not long after that came Jerry Cox and Karen, who generously mentored me at the April 2011 Wild Acres workshop, for my first Cabochon class. I left there with two cabochons that I treasure and wear often.

Sheryl Sims stirred my interest in meteorites, after reading her article in the Northern Virginia Mineral Club Newsletter concerning the “Lorton Meteorite” landing. I even went out in the January 2010 blizzard to look for meteorites in the parking lot of the impact site.

Lastly, my interest in fossil hunting came from hearing stories from fellow boaters, who found sharks teeth along the Calvert Cliffs of the Chesapeake Bay, Maryland. My interest was fueled by the website [www.FossilGuy.com](http://www.FossilGuy.com). It is a comprehensive tutorial on every fossil found on the Western Shore.


Since so many club members’ hands and hearts have reached out to me down this mineralogical path, I have tried to “pay it forward” by encouraging others to collect and get *their* hands dirty. **Go for it!**

---

## **THE PREZ SAYS...**

*By Stephen Johnson*

Ok! Hope everyone is well, especially since we didn’t get to see each other in October. I will have the sample logos and the sample cards with me at November’s meeting. Since October’s meeting was cancelled due to the government shutdown, our speaker, Pat Flavin, will be giving her presentation on fossil hunting out on the Chesapeake that was originally scheduled for last month. We were originally thinking about having our members bring in some of their specimens for a little “Show and Tell” so if you’d still like to bring something in, feel free.



(Photo: S. Sims)

It is also that time of the year to put together a new slate of candidates for Society officers. If you’re interested, please just let any of the current officers know. The elections will be held during December’s meeting. We also need to discuss where we will have our December meeting. Last year Susan and Ed were very gracious hosts.

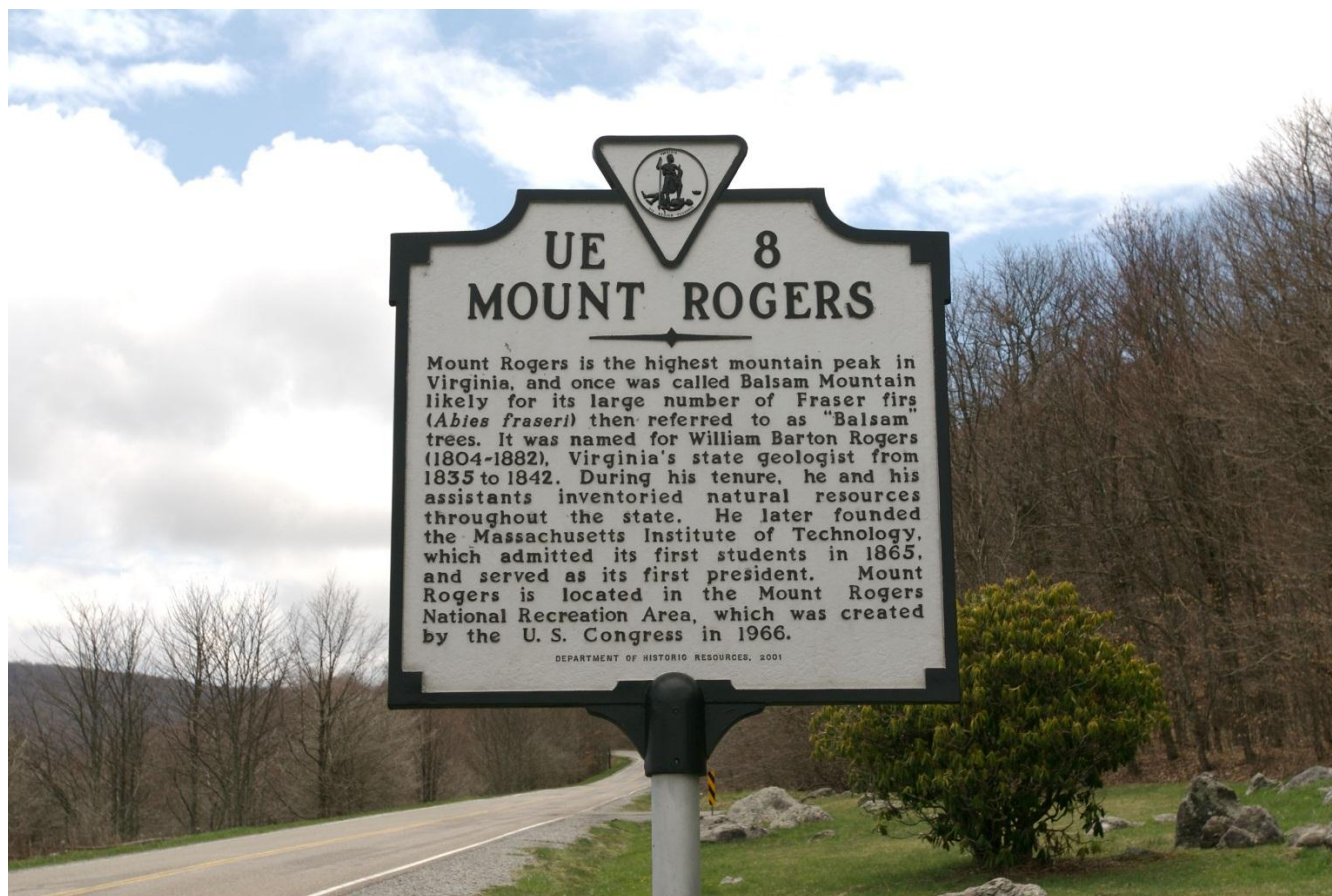
There are two opportunities for collecting out at the Manassas Quarry coming up in November – 2 November with Northern Virginia and 9 November with the Montgomery County Club. If you need specifics, please just let me know.

Don’t forget about the Northern Virginia Mineral Club’s Annual Gem, Mineral and Fossil Show being held out at George Mason University on 23 and 24 November. Also, on the retail side of our hobby, Jim Kostka from the Northern Virginia club saw an

advertisement on Craig's List for a collection being sold. I had the opportunity to go over and view it. It is a collection from an old collector (who collected in New Jersey, New York, Indiana, Arizona and California – plus numerous other localities) who just can't maintain it anymore. It is being sold off by friends of the family. There are some truly outstanding pieces in the collection, but runs the gamut from things for beginning collectors to seasoned collectors. I know several other members have also visited. If you have any questions about this, please ask because the material they currently have with them is only a fraction of the collection.

## ***A Brief Note: Who Was "Rogers" of Mount Rogers, Virginia?***

**By Andrew D. Thompson**



(Sign post located in the saddle between Mount Rogers and Whitetop Mountain)

Here's how this question arose. Over the last several years, MSDC members have had the honor of listening to presentations by Dr. Richard Tollo and a number of his bright George Washington University geology students. Our club has also been privileged to provide some financial aid to support the field research of these students who in turn have shared their findings with us. In the past several years, their work has focused on Mount Rogers, Virginia, an area with an ancient and complex volcanic history. Findings about Mount Rogers continue to appear in journals. Over the past decade, many of the studies have been generated by two local geologists, Scott Southworth of the USGS and Richard Tollo. Both have

presented their studies to the Mineralogical Society of DC and have conducted walking tours which have illustrated their insights.


Rogers Mountain stands 5,739 feet above sea level and is the highest natural point in Virginia. It is located within the Jefferson National Forest on the southern edge of the state. Because the Appalachian Trail passes within a half mile of its summit, it is a familiar and popular sight for many hikers. Given its volcanic history, Mount Rogers contains extensive rhyolitic lava flows and pyroclastic units. The fine grain size of these rocks has contributed to their ability to withstand the effects of millennia of weathering.



MSDC award recipient Molly Ray at work in the field in 2001

Based on the geologic research, it is clear that Mount Rogers had an early volcanic history which, about 750 million years ago, featured eruptions which contributed to the breakup of an early supercontinent named Pangea. But there is also evidence that the volcanic activity took place very early in the geological time scale during an interval named the Precambrian. That interval spans from the early formation of the earth, about 4.540 billion years ago, and continued until the beginning of the Cambrian Period, which started about 541 million years ago. This vast period accounts for 88% of all geologic time. So study of the geology of Mount Rogers provides glimpses into the early history of the earth.

Having noted this geologic background, we now can consider the specific geographic area of what today is called Mount Rogers. In early colonial times up until the late 1800s, this portion of the Appalachian Mountains was originally known as the Balsam Mountains. Balsam was the local name for the Fraser Fir trees which still populate this relatively high altitude range. It is one of only five such known forests anywhere in the entire United States. But, given this unique forest's composition, there must have been a significant reason for changing the name of the mountain.



MSDC award recipient Samantha Bauer at work in the field last summer.

Early in the nineteenth century, in the city of Philadelphia, a University of Pennsylvania graduate, trained as a physician and scientist, fathered William Barton Rogers (1804-1882), who was to become an extraordinary scientist and educator whose influence impacted universities from Virginia to Massachusetts. During the 1820s, William studied at the College of William and Mary and a decade later, in 1835, followed in his father's footsteps by also teaching at that same institution. He added courses in mineralogy and geology to the curriculum. Subsequently he taught the sciences at the University of Virginia. His specialty was natural philosophy; today that term would be

translated to mean “science,” broadly understood, and included chemistry, physics, math and his primary focus, geology. Readers may recall that Isaac Newton, who many identify as the first modern scientist, called his famous book *Mathematical Principles of Natural Philosophy*. So clearly, Rogers was a scientist of distinction.

Rogers’ early contributions to geology resulted in his being named the first State Geologist for the Commonwealth of Virginia. But his vision exceeded this one discipline. In the 1850s, higher education tended to focus on classical Greek and Latin. Rogers, hailing from a family of doctors and scientists, passionately believed that a form of higher education should be available which emphasized what he called “the useful arts.” He hungered for a curriculum which would specialize in scientific study and which emphasized innovation and functionality, practice as well as theory. He wanted a university which would be a center for industrial science and which featured design, math, the sciences and their practical applications.

He married a geologist’s daughter in 1849 and, after a few years, he and his wife, nee Emma Savage, moved to her hometown of Boston. There, despite the economic strains caused by the Civil War, his academic vision led him to raise funds and obtain a land grant so that in 1865 he was able to found the Massachusetts Institute of Technology (MIT) where he also became its first President. He believed that although Yale and Harvard offered students some laboratory experience, greater practicality and innovation in the sciences were needed. MIT, the nation’s first polytechnic institution, continues to emphasize those characteristics to this day. For two decades, his teaching, vision and administration as MIT’s long-standing president, guided that institution.

Earlier in his career, he, with his brother Henry, the State geologist for Pennsylvania, wrote about the geology of the vast coal deposits of the Appalachian Mountains. William Barton Rogers died on 30 May 1882, while speaking during the MIT commencement exercises. A practically minded geological educator to the end, his last words were “bituminous coal,” at which point, to the graduates’ horror, he stopped mid-sentence and then slumped to the floor and expired.

Rogers’ many contributions to geology and science education have made him an enduring symbol of the heights of practical intelligence and personal endurance. How fitting that immediately upon his death, Virginia authorities renamed the State’s highest and most enduring mountain after this brilliant geologist. *[Photos courtesy of Dr. Richard Tollo, Earth Sciences Dept. Head, George Washington University.]*




A group of volcanology students enjoying the joys of winter field work.

# Mineral Identification: Crystal Form

Frank M Craig

A crystal is defined as any substance with an ordered arrangement of atoms repeated in three directions (unit cell\*) forming a lattice (geometric framework). The form (like habit) refers to the outward appearance of the crystal. However, in this case the term is restricted to a grouping of like 'crystal faces' (regular geometric shape). In fact, individual, or groupings of, crystals is the

## Pyrite



### Crystal Face

Smooth planar surfaces that assume geometric shapes, such as a cube or octahedron.

most aesthetically pleasing aspect of a mineral. Knowledge of the crystal form can be important in the identification of a mineral; the subject of crystallography is, however, quite involved and a complete discussion beyond the scope of

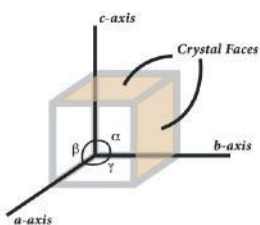
this article. Anyone interested is encouraged to read further. The casual collector will find some concepts useful for identifying minerals.

**Crystal Systems.** All Minerals can be placed into one of six crystal systems defined on the basis of the relative lengths of crystallographic axes (imaginary

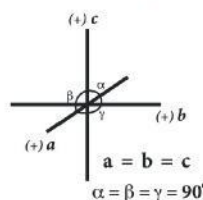
### Consider the mineral Pyrite



### Crystallographic Axes



### Isometric System



reference lines) and the angles between them. These axes coincide with the intersections of major faces and are fixed by the symmetry of the crystal. The isometric system shows the highest symmetry, everything

equal (as in a cube), and will be used to illustrate this concept.

<p><b>Tetragonal System</b></p> <p><math>a = b \neq c</math> <math>\alpha = \beta = \gamma = 90^\circ</math></p> <p>Rutile</p>	<p><b>Orthorhombic System</b></p> <p><math>a \neq b \neq c</math> <math>\alpha = \beta = \gamma = 90^\circ</math></p> <p>Celestine</p>
<p><b>Monoclinic System</b></p> <p><math>a \neq b \neq c</math> <math>\alpha = \gamma = 90^\circ</math> <math>\beta &gt; 90^\circ</math></p> <p>Tremolite</p>	<p><b>Triclinic System</b></p> <p><math>a \neq b \neq c</math> <math>\alpha \neq \beta \neq \gamma</math></p> <p>Microcline</p>
<p><b>Hexagonal System</b></p> <p><math>a_1 = a_2 = a_3 \neq c</math></p> <p>Apatite</p>	<p><b>Trigonal System</b></p> <p>Same as the hexagonal system but based on a rhombohedral lattice. Some consider it a separate system, but it actually is a class of the hexagonal system.</p> <p>Scaphohedron Rhombohedron</p> <p>'Dogtooth' Calcite</p>

Although all minerals form crystals, in most cases it is rare to find a complete, perfect crystal. There are three terms which can be used to describe the degree a crystal is developed. **Euhedral** refers to a perfect crystal – all crystal faces are well developed. **Subhedral** refers to an incom-

<p><b>Euhedral Garnet</b> var. Andradite</p>	<p><b>Subhedral Lorenzenite</b></p>	<p><b>Anhedral Franklinite</b></p>
--	-------------------------------------	------------------------------------

plete crystal – only some faces are well developed. **Anhedral** (commonly referred to as massive) refers to a crystal that is not developed – few to no faces are present.

### Anthophyllite—Mg<sub>2</sub>Si<sub>4</sub>O<sub>22</sub>(OH)<sub>2</sub>

**Crystallography.** Orthorhombic; 2/m2/m2/m. Rarely in distinct crystals. Commonly acicular or fibrous.

*Pma*;  $a = 18.56, b = 18.08, c = 5.28 \text{ \AA}; Z = 4. ds$  8.26(6), 3.65(4), 3.24(6), 3.05(10), 2.84(4).

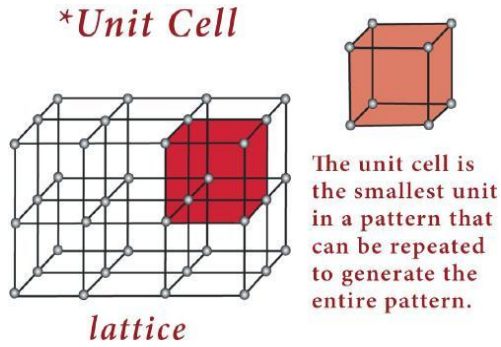
**Physical Properties.** Cleavage {210} perfect; {210}  $\wedge$  (210) = 55°.  $H$  5½–6.  $G$  2.85–3.2. Luster vitreous. Color gray to various shades of green and brown and beige; see Plate VI no. 5. Optics: (-);  $\alpha = 1.60–1.69, \beta = 1.61–1.71, \gamma = 1.62–1.72. 2V = 70^\circ–100^\circ; X = a, Y = b.$  Absorption  $Z > Y$  and  $X.$  Indices increase with Fe content.

**Composition and Structure.** Anthophyllite is an end-member and part of a solid solution series from Mg<sub>2</sub>Si<sub>4</sub>O<sub>22</sub>(OH)<sub>2</sub> to Fe<sub>2</sub>Si<sub>4</sub>O<sub>22</sub>(OH)<sub>2</sub>; at higher Fe content (Mg/Mg + Fe < 0.5), it is known as ferro-anthophyllite. Gedrit is an Al-containing variety of anthophyllite, with an end-member composition approximating Mg<sub>2</sub>Al<sub>2</sub>Si<sub>4</sub>O<sub>22</sub>(OH)<sub>2</sub>. At moderate temperatures a miscibility gap exists between anthophyllite and gedrite as shown by coexisting anthophyllite and gedrite grains. The structures of anthophyllite and gedrite are similar, both with orthorhombic space group *Pma*. The relationship of the unit cell of orthoamphibole to that of clinooamphibole is shown in Fig. 18.25a.

**Diagnostic Features.** Characterized by its clove-brown color but, unless in crystals, cannot be distinguished from other amphiboles such as cummingtonite or grunerite

Now that you have tabulated the physical properties of your mineral it is time to consult one of the many published guides. These guides list the properties, occurrences, associations, and perhaps some fun facts for the common minerals, some include the more exotic and/or unusual minerals.

Unfortunately, there is no ‘one stop shopping’ and most hobbyists have more than one guide in their library.



See *Sources* and *Further Reading List* in Part 1 – September (v53, 7) Rock Buster.

## The A. E. Seaman Mineral Museum

By Michael Pabst



The copper specimens are from Upper Michigan. The Picasso-looking copper is from the Central Mine, Keweenaw County. I don't know the exact location for the dendritic copper specimen; but I think I could safely say Keweenaw County, Upper Michigan. Photos by M. Pabst

Last July, friends from Pittsburgh invited us to test out their new car by driving a circle route around Lake Michigan. We visited Sleeping Bear Dunes National Seashore (incredible 450-ft dunes), Mackinac Island and Bridge, Michigan Technological University in Houghton, then Green Bay and Manitowoc in Wisconsin, the S.S. Badger Car Ferry across Lake Michigan to Ludington, Michigan, and finally to Holland, Michigan to absorb some Dutch culture and some brews from the New Holland Brewery (Dragon's Milk from the tap is wonderful). We all thoroughly enjoyed the trip.

I did have a brief doubt about dragging my wife and friends a few hours' drive out of the way to Houghton, which is up on Lake Superior, just to see another museum. But in the end, I figured I could get away with it, especially if a museum visit were linked to a tour of a copper mine. And I had read in various places that the museum was first-rate. Well, the A. E. Seaman Mineral Museum is awesome! Everyone loved it. Inspired by what they saw in the exhibits, my friends bought a set of massive native copper bookends from the well-stocked museum store. I took many photos with my little pocket camera. The lighting and the labeling were outstanding, so I was able to get a number of good photos from the world-class specimens on display, even shooting freehand through glass. The local native copper and silver specimens are unique, but there are wonderful specimens from all over the world. I hope these few photos will inspire some of you to make the journey to see the A. E. Seaman Mineral Museum at Michigan Tech.

Several Members of MSDC Attended the  
49<sup>th</sup> Annual Atlantic Coast Gem, Mineral & Jewelry Show  
September 28 & 29, 2013  
Howard County Fairgrounds, MD



November 2013

Mineral Minutes





November 2013

Mineral Minutes



November 2013

Mineral Minutes

# THERE'S NOTHING LACKING IN LUSTER

By Sheryl E. Sims

What is it that catches our eye and often adds a twinkle when studying minerals? Often times, it's a gleam, sparkle, or glow. More specifically, it's the luster of a mineral that grabs one's attention. When it comes to luster, there are many types. More than I ever imagined.



Example no. 1, is an example of an **Adamantine** mineral which possesses a superlative lustre. In specimens such as diamonds, we can notice the transparency as well as the translucent nature of such a mineral. True adamantine lustre is found to be quite uncommon with the exceptions being cerussite and zircons.

Example no. 2, is an example of **Dull** (or earthy) lustre found in some minerals. This is said to be due to the coarse granular makeup that causes light to scatter in various directions. Such examples of this can be found in kaolinite.

Example no. 3, Moss opal is a fine example of **Greasy** lustre. Such minerals contain an abundance of tiny, microscopic inclusions, causing them to feel greasy to the touch.



Example no. 4 offers an example of a still different type of lustre. It is **splendant** or metallic lustre. It has a lustre of polished metal and can be found in galena, magnetite, and pyrite.

Muscovite, shown in example 5, achieves a **pearly** lustre made up from thin transparent co-planar sheets from which light reflects. Like stillbite, it possesses perfect cleavage.

Example 6, is Amber, a personal favorite of mine. Its lustre is **resinous** and has an appearance of smooth plastic or, of course, resin. Amber is, in fact, a prime form of fossilized resin.

November 2013

Mineral Minutes



7



8



9

Example 7 is called Satin spar. It's a type of gypsum. Its **silky** minerals, with their parallel and fine fibers create the silky look of this mineral. It can also be found in ulexite and asbestos.

Similar to metal luster, example 8 is Sphalerite, a **submetallic** mineral. This type of lustre is less shiny, possessing a dull, less reflective surface. Examples of this can also be found in cuprite and cinnabar.

Example 9 is an example of a **Vitreous** quartz. This mineral has the appearance of glass and is the most common of types of lustre. It can be translucent as well as transparent and has low refractive properties. Examples of this type of lustre are also found in topaz, tourmaline, beryl, and fluorite.



10

Example 10 is an example of Jade, with its **Waxy** lustre. This is also seen in chalcedony.

#### References

1. *GIA Gem Reference Guide*. Gemological Institute of America. 1995. ISBN 0-87311-019-6.
2. Duda, Rudolf & Rejl, Lubos (1990). *Minerals of the World*. Arch Cape Press. ISBN 0-517-68030-0.
3. "Webmineral: Kaolinite Mineral Data". Retrieved 2008-06-21.
4. Hankin, Rosie (1998). *Rocks, Crystals & Minerals*. Quintet Publishing. ISBN 1-86155-480-X.
5. "Webmineral: Galena Mineral Data". Retrieved 2008-07-05.
6. "Webmineral: Pyrite Mineral Data". Retrieved 2008-07-05.
7. "Webmineral: Magnetite Mineral Data". Retrieved 2008-07-05.
8. "Optical properties of Rocks and Minerals". Retrieved 2008-06-01.
9. "Webmineral: Amber Mineral Data". Retrieved 2008-06-21.
10. "Emporia State University: GO 340 Gemstones & Gemology: Jade". Retrieved 2008-07-14.
11. Bonewitz, Ronald Louis (2005). *Rock and Gem*. Dorling Kindersley. pp. 152–153. ISBN 0-7513-4400-1.
12. Emsley, John (2001). *Nature's Building Blocks: An A-Z Guide to the Elements*. Oxford University Press. pp. 451–53. ISBN 0-19-850341-5.
13. Shipley, Robert M. (2007). *Dictionary of gems and gemology*. Read Books. p. 93. ISBN 0-87311-007-2.



Rockhound Tools of the Trade



HAPPY THANKSGIVING!

Want to know what's going on in the world of minerals?  
 Visit: <http://www.mineralfest.com/calendar.html>

**LINK-IN:** News about Lake Natron <http://www.nbcnews.com/science/bird-mummies-natron-lakes-toxic-waters-petrify-animals-fall-8C11322626>. (Robert Clemenzi)

**Secretary's Report**

By Patricia Flavin



**Meeting Date:** October 2, 2013.

**Meeting Place:** Cathy Kerby Room - CE 340, The Smithsonian National Museum of Natural History.

**Attendees:** Meeting cancelled due to government shutdown.

**Announcements:** Please check out our website and Facebook page.

**Special thanks to Andy & Betty Thompson; and Ed & Susan Fisher for the delicious refreshments at our September meeting! We appreciate your time and generosity.**

November 2013

Mineral Minutes

## 2013 Officers and Board Members



(left to right: Steve Johnson, Rick Reiber, Patricia Flavin, Rebecca Siegal, Dave Hennessey, Dave Nanney, Andy Thompson, & Sheryl Sims)  
(photos provided by B. Thompson, A. Cameron Siegal, & S. Sims)

### Officers & Board Members Contact Information

**President:** Steve Johnson - [StevikJ@gmail.com](mailto:StevikJ@gmail.com); **Vice President:** Rick Reiber - [Mathfun34@yahoo.com](mailto:Mathfun34@yahoo.com)  
**Secretary:** Patricia Flavin - [pattiflavin@gmail.com](mailto:pattiflavin@gmail.com); **Treasurer:** Rebecca Siegal - [dcminalclub@gmail.com](mailto:dcminalclub@gmail.com)  
**Directors:** Dave Hennessey - [dhennessey@spa.com](mailto:dhennessey@spa.com); Dave Nanney - [DNanney@cox.net](mailto:DNanney@cox.net);  
Andy Thompson - [thompson01@starpower.net](mailto:thompson01@starpower.net); **Editor:** Sheryl Sims - [sesims4@cox.net](mailto:sesims4@cox.net)

**Thank You** to all who donated door prizes last year, provided refreshments, took photos, brought guests, shared mineral news, and made our club a great one by attending our meetings!

**THANK YOU** for your wonderful articles and photos! Your contributions make our club bulletin a great read. Please continue to support our club bulletin by sending me your mineral-related news, articles, photos and/or links. The *Mineral Minutes* newsletter deadline is the 15th of each month. You may email your submissions to me at <[sesims4@cox.net](mailto:sesims4@cox.net)>. Again, thank you! (Note: The Editor reserves the right to edit all submissions as necessary.)

**THANK YOU** to Andy Thompson for proofreading the *Mineral Minutes*!

### Treasurer's Note:

Treasurer, Rebecca Siegal



**2014 Dues Due in January**  
\$20 for single memberships. \$25 for family memberships. Why not invite your friends and family to join MSDC?

Please send all treasurer-related emails to:  
[dcminalclub@gmail.com](mailto:dcminalclub@gmail.com)

**MORE REFRESHMENTS, PLEASE!** If you are able to bring refreshments to our monthly meetings, please do so. Your contribution will be greatly appreciated! **We are also looking for a volunteer or two to coordinate refreshments for our meetings.** Please let Steve Johnson or a board member know if you can assist.

**WELCOME! WELCOME! WELCOME!** Guests are always welcome to attend MSDC meetings. Please continue to invite your friends!



(Microsoft Clipart)

## **Speaker Flash Back**

January 2013: Michael A. Wise, Ph. D, geologist in the Division of Mineralogy, for The Smithsonian National Museum of Natural History, gave a very interesting presentation on cathodoluminescence.

February 2013: Cathleen Brown, Museum Specialist Rocks and Ores Division, for The Smithsonian National Museum of Natural History, addressed MSDC members on the topic of Pegmatites: What they are and where to find them.

March 2013: Meeting cancelled due to inclement weather.

April 2013: Robert Simonoff – “Mineral Photography”

May 2013: Casper Voogt – “Mineral Trip to Morocco”

June 2013: Michael J. Pabst – “Colorful Rare Earth Minerals”

July-August 2013: No meetings held.

September 2013: Erich Junger – Forensic Geology

October 2013: Meeting cancelled due government shutdown.

November 2013: Patricia Flavin – Fossil Hunting along the cliffs of the Chesapeake Bay

---

### **Upcoming Events NEWS FROM OUR EFMLS WEBSITE:**

If you are an EFMLS member club and would like to have your show or swap listed in the calendar, please contact me at [lapidry@aol.com](mailto:lapidry@aol.com).

19-20 October 2013: South Charleston, West Virginia. 40th Annual Jewelry, Gem, Mineral & Fossil Show & Sale Organized by: Kanawha Rock & Gem Club South Charleston Community Center (Jefferson Road)

26 October 2013: Arendtsville, Pennsylvania South Penn Rock Swap (near Gettysburg PA) Organized by: Central Pennsylvania Rock and Mineral Club and the Franklin County Rock & Mineral Club South Mountain Fairgrounds (1.5 miles west of Arendtsville on Route 234) GPS address: 615 Narrows Road, Biglerville, Pennsylvania

26 October 2013: Ultraviolation - Fairless Hills, Pennsylvania. 24th annual fluorescent-only mineral show / swap / sell (*"If your rocks don't glow, you're at the wrong how"*). Organized by: Rock & Mineral Club of Lower Bucks County First United Methodist Church (840 Trenton Road)

## MINERAL MINUTES

November 2–3: Exton, PA –  
44th Annual Gemarama 2013:  
Shades of Red” sponsored by the Tuscarora  
Lapidary Society.  
The School at Church Farm, Business Rte. 30,  
1 / 2 mile west of Frazer Rte 30 exit off Rte. 202,  
Exton, PA.

The 22nd Annual Richmond Gem & Mineral  
Society Rock Sale and Swap  
Saturday, November 9th, 2013  
9AM to 3PM (Setup Available at 7AM)  
Ridge Baptist Church Meeting Hall  
1515 East Ridge Road, Richmond, VA 23229

GMU Show - 23-24 November 2013: Fairfax,  
Virginia. 22nd Annual Gem, Mineral & Fossil  
Show. Organized by: Northern Virginia Mineral  
Club. The HUB Ballroom - George Mason  
University. 4400 University Drive Fairfax VA –  
Parking Lot A

34th ANNUAL GEM AND MINERAL SHOW  
SALEM CIVIC CENTER. 1001 Roanoke Blvd,  
Salem, VA 24153. Nov 29, 2013, 2:00 PM - 6:00  
PM. Description: Admission \$4.50, good for all  
3 days. Children under 16 admitted FREE!  
NOVEMBER 29, 30 AND DECEMBER 1ST

March 2014  
22-23: Sayre, PA - Che-Hanna Rock & Mineral  
Club Show will be held on March 22 (9-5) and  
March 23 (10-4) . Held in the Athens Twp. Vol.  
Fire Hall, Sayre, PA Contact 570-928-  
9238 uvbob@epix.net

### CHECK US OUT ON FACE BOOK!

Please help us keep friends and members interested  
and informed. Search for, or visit, “Mineralogical  
Society of the District of Columbia” to share your  
comments, links, and photos. (Administrators are:  
Steve Johnson, Betty Thompson, Bob Simonoff and  
Sheryl Sims.)

**S.C.R.I.B.E.** – Special  
Congress Representing  
Involved Bulletin Editors – is  
not just for editors!  
Webmasters, authors, and  
former editors may also join.  
Please visit the S.C.R.I.B.E  
website for more information:  
<<http://scribe.rbnet.net>>



**Thank you for your mineral  
donations. They will be  
used as door prizes.**

## COMING UP!

### Elections!

(Interested in serving as an  
officer? Please contact Club  
President, Steve Johnson.)


### MSDC HOLIDAY PARTY

### MEMBERSHIP RENEWAL!





PLEASE MARK YOUR CALENDARS!



**22nd Annual  
GEM, MINERAL  
AND FOSSIL SHOW**

Presented by the Northern Virginia Club, Inc. [www.novamineralclub.org](http://www.novamineralclub.org)  
 Sponsored by the Dept. of Atmospheric, Oceanic and Earth Sciences at GMU

**Date:** November 23 & 24, 2013  
**Place:** The Hub Ballroom (Student Union II Building)  
 George Mason University Campus  
 Braddock Rd. & Route 123, Fairfax, VA  
**Hours:** Saturday 10am-6pm, Sunday 10am-4pm  
**Admission:** Adults: \$5, Seniors & Teens (13-17): \$3  
 Children 12 & under, Scouts in uniform,  
 and GMU Students w/valid ID are FREE.

**\$1 OFF**  
1 Adult admission  
with this card

Demonstrations, Exhibits, and Door Prizes. Mini-mins for children to dig in and get free fossils and minerals.  
 Over 20 Dealers with Fossils, Minerals, Crystals and Gems for sale.

Use Parking lot A, enter Lot A from Nottaway River Lane.  
 Look for our Courtesy Shuttle to Mineral Show

**SPOILER ALERT!**

*Due to the government shutdown, AFMS award recipients are posted below and will receive the awards that they won during the September 27-30 conference when next we meet. **Congratulations to all!***

**MSDC AFMS Award Recipients**

**Original Adult Articles**

2nd place – Erich Grundel – “Giants Take Baby Steps”

**Written Features**

Honorable mention – Dave Hennessey – “Mineral Identification Using the Raman Spectrometer at James Madison University”

**Adult Poetry**

2nd place – Sheryl Sims – “I Ain’t Nuthin But a Rockhound”

**New Editors**

3rd place – Sheryl Sims – “Mineral Minutes”

**Special Publications -**

3rd place – Sheryl Sims – “EFMLS Annual Meeting”



## MEET, GREET, & EAT!



Join MSDC club members for dinner at Pier 7 at 6:00 p.m. before each meeting.

### FEDERATION NEWS

#### AFMS Officers for 2012-13

President - Don Monroe (SFMS) President-elect - Richard Jaeger (RMFMS)  
1st Regional Vice President – Marion Roberts (CFMS)  
2nd Regional Vice President – Matt Charsky (EFMLS)  
3rd Regional Vice President – Ann James (SCFMS)  
4th Regional Vice President – Sandy Fuller (MWF)  
5th Regional Vice President – Doug True (NFMS)  
Treasurer – Pat LaRue (2 year term)

The position of Secretary was not up for election this year.  
Anne Cook will complete the 2nd year of her 2 year term.

#### EFMLS Officers for 2012 - 2013

President - Cheryl Neary, [ciervo.neary@gmail.com](mailto:ciervo.neary@gmail.com)  
1<sup>st</sup> VP - Hazel Remaley, [northridge5@verizon.net](mailto:northridge5@verizon.net)  
2<sup>nd</sup> VP - Merrill Dickinson, [medsearchnorth@comcast.net](mailto:medsearchnorth@comcast.net)  
Secretary, Gerry Cox, [gerryannec@verizon.net](mailto:gerryannec@verizon.net)  
Treasurer, Lou Budell, [labudell@windstream.net](mailto:labudell@windstream.net)  
Asst. Treasurer, Michael Patterson, [Michael.Patterson@pgparks.com](mailto:Michael.Patterson@pgparks.com)  
Editor, Carolyn Weinberger, PO Box 302, [cscrystals2@gmail.com](mailto:cscrystals2@gmail.com)

**MINERAL MINUTES**

**Pre-Meeting Dinner:** Join us for dinner at the Pier 7 Restaurant at 6:00 PM for dinner before the club meeting.  
650 Water St SW, (at S L St), Washington, DC 20024, (202) 554-2500, www.pier7restaurant.com/Menu.  
**Please call Susan Fisher at 703-830-9733 to make a reservation if you wish to attend.**

**Visitors are always welcome at our monthly meetings and dinners!**  
**MEMBERSHIP APPLICATION OR RENEWAL**  
**THE MINERALOGICAL SOCIETY OF THE DISTRICT OF COLUMBIA (MSDC)**

- Family ~ \$25.00 per year. One address.
- Individual ~ \$20.00 per year.
- New \*  Renewal Dues are for Year \_\_\_\_\_ \*

For new members who join in the last months of the year, membership will extend through the following year with no additional dues.

**ANNUAL DUES – PLEASE PAY YOUR DUES PROMPTLY.**

Pay at next meeting or mail to:

**Mineralogical Society of DC**  
**P.O. Box 9957**  
**Alexandria, VA 22304**  
Name(s) (First and Last)

Address \_\_\_\_\_  
City \_\_\_\_\_ State \_\_\_\_\_ Zip \_\_\_\_\_  
Phone(s): Home/Work/Mobile \_\_\_\_\_  
Email(s) \_\_\_\_\_

**OK TO INCLUDE YOU ON CLUB MEMBERSHIP LIST?**

Yes – Include name, address, phone, email.

If you want any information omitted from the membership list, please note:

Omit my:  Email,  Home phone,  Work phone,  Mobile phone,  Address,  Name

**SPECIAL CLUB-RELATED INTERESTS?**

**MINERALOGICAL SOCIETY OF THE DISTRICT OF COLUMBIA**

(2013 Officers & Board Members)

- President: Steve Johnson, stevikj@gmail.com
- Vice President & Program Chair: Rick Reiber, Mathfun34@yahoo.com
- Secretary: Patricia Flavin, pattiflavin@gmail.com
- Treasurer: Rebecca Siegal, dcmineralclub@gmail.com, (mail: c/o MSDC, P.O. Box 9957, Alexandria, VA 22304)
- Director: Dave Nanney
- Director: Dave Hennessey
- Director: Andy Thompson, thompson01@starpower.net
- Editor: Sheryl Sims, sesims4@cox.net
- Co-Web Master: Betty Thompson & Casper Voogt, http://mineralogicalsocietyofdc.org/

**Meeting Dates, Time, and Location:** The first Wednesday of each month. (No meeting in July and August.) The National Museum of Natural History, Smithsonian Institution, 10<sup>th</sup> Street and Constitution Ave, Washington D.C. We will gather at the Constitution Avenue entrance at 7:45 PM to meet our guard who will escort us to the Cathy Kirby Room. Street parking: **THERE ARE NOW PARKING FEES, PAYABLE AT THE KIOSKS, AND ENFORCEMENT UNTIL 10 PM.**

# ***MINERAL MINUTES***



**Newsletter of the Mineralogical Society of the District of Columbia**



Mineralogical Society of DC  
P.O. Box 9957  
Alexandria, VA 22304  
U.S.A.

Time Sensitive Dated Material  
First-Class Mail

November 2013