

# Mineralogical Society of the District of Columbia



## *MINERAL MINUTES*

*The Mineral Minutes is the bulletin of The Mineralogical Society of the District of Columbia, Inc.*

*The purpose of this Society is to promote interest in mineralogy, geology, and related earth sciences and to encourage mineral collecting. An annual scholarship is awarded to a deserving student in the related field.*

*The Mineralogical Society of the District of Columbia is one of the founding Societies of the Eastern Federation of Mineralogical and Lapidary Societies.*

**Vol. 71, No. 2**

**Founded 1942**

**February 2012**

**Program and Speaker: Tom Tucker**



**February 1, 2012 - Program Title:  
A Mineral Collector's Return  
Field Trip to Viet Nam**

A veteran in several senses of that term, MSDC President Tom Tucker will present his findings from a relatively recent journey to Viet Nam on a mineral collecting field trip. It became a wide-ranging

exploration not only of minerals but also of caves, karst and quarries.

### **The Prez Says...**

**A Word from MSDC, President, Tom Tucker**

#### ***My Meteorite Story***

It seems we're all interested in meteorites – those unusual stones most of us have never found, but we're all interested in seeing or adding to our collections. I have only one actual meteorite in my collection, a small piece from the Odessa, Texas site which I found in a St. Louis antique shop, priced at a proper \$0.50.

The events in my story took place in Billings, Montana, about 30 years ago. With imperfect memories, some of the details are getting fuzzy, so please forgive any missing details. (cont. page 2)

February 2012

### **TABLE OF CONTENTS**

	<i>Page</i>
<b>Program &amp; Speaker Info</b>	<b>1</b>
<b>The Prez Says</b>	<b>1-3</b>
<b>MSDC Minutes (Dec.)</b>	<b>3-4</b>
<b>Minerals' Puzzling Behavior Solved</b>	<b>5</b>
<b>Great Garnets</b>	<b>6</b>
<b>JMU's Raman Spectrometer &amp; EFMLS Awards</b>	<b>7</b>
<b>Safety Tips &amp; Previous Prog.</b>	<b>8</b>
<b>Shake, Rattle, &amp; Roll</b>	<b>9-10</b>
<b>Treasurer's Note</b>	<b>10</b>
<b>AFMS &amp; EFMLS News</b>	<b>10</b>
<b>Upcoming Events</b>	<b>11</b>
<b>Minerals in the News</b>	<b>12</b>
<b>MSDC Holiday Party</b>	<b>13</b>
<b>2011 Speaker Flash Back</b>	<b>14</b>
<b>Membership Application</b>	<b>15</b>

**The Prez Says...** (cont.)



My family was “dealing” at the Billings Gem and Mineral Show in about 1980. This annual event typically has a dozen or so dealers, and occurs in the National Guard Armory atop the sandstone “Rims,” in Billings. I was approached by a thin, wiry fellow, maybe 30 years old who cautiously held out a slice-of-bread sized stone, and asked if I knew what it was. I was certainly no expert, but the shiny metallic slab with glassy green inclusions was perhaps a meteorite, I told him. He’d been taking the specimen from dealer to dealer, apparently seeking a buyer. Yes, he wanted to sell it, for maybe \$ 50, if I were interested. I told him I would do a little research, and if he’d call me back, I might buy it. The fellow casually mentioned that he also had a “bigger specimen”, and if I were interested I might want to also buy it. At this point alarms were going off. Who was this fellow, and what was he doing with what appeared to be a couple of significant meteorite specimens?

In the days that followed I read what I could find about meteorites – especially ones with green “glass”, or the mineral olivine, as I was unfamiliar with them. My readings led to the conclusion that the stone was in fact a meteorite – a specific variety known as a pallasite – an iron stone with large olivine inclusions. There are only about 60 pallasite meteorites known worldwide.

A few days later the fellow with the stone called me back, and I agreed, I’d buy his stone, and I’d like to see his “larger” specimen. Mistake number two or three – I gave him my address,

and had him bring the meteorite by my house. He was soon at my door, specimen in hand, and we consummated the deal. But he didn’t have the larger piece – it was at his “home” and he hadn’t gotten it yet. But he’d give me a call in a few days and we could go see it.

I was still intrigued – how had he gotten these meteorites? Where were they from? In our casual conversations, he said he’d bought them at a “garage sale”. Somehow that didn’t ring true. A couple of days later, he called again, and we agreed to meet at a bar in a “skid row” hotel in downtown Billings. We drove out to the parent’s home. The son went to the hall closet, and from behind various articles on the top shelf, he removed the meteorite. It was wrapped in a towel, which he took off to reveal a really special “rock”. It was a large pallasite, a piece of bright shiny mirror-surfaced metallic iron, surrounding numerous blebs of glassy green olivine. One face was well polished, while the back side was a rougher sawn surface. It was about 16-inches wide by 10-inches high, an inch and a quarter thick, and it weighed 14 pounds. It was a really nice specimen.

Where was it from? How did this fellow get it? Could I find out? The parents were not about to let their son “sell” the specimen – his last worldly possession—especially not to me—a total stranger. More words were exchanged between son and parents. The meteorite was re-wrapped and placed back in the closet.

We left for the ride back downtown, and conversations gave more clues about the origins of the specimen. It had still come from a “garage sale,” but specifically in California. I dropped my friend off at the bar, and headed back to the parent’s home. I wanted to establish some rapport with them, and assure them that I only wanted the specimen to get back to its original home. They insisted that it couldn’t have been stolen, but at least they knew what my interests were.

I knew a mineral collector from California. Maybe she could direct me toward someone knowing the origins of the two meteorites. Josie was a well-known collector of minerals. I told her that I suspected that the meteorite had been stolen from somewhere in California.

Josie gave me the name of someone that I could call. The large specimen was from Kansas, and the other was from Argentina. They had been stolen from a display case at the Ferry Building beneath the Golden Gate Bridge, near San Francisco, about three years ago. I believe this had been part of the California State Mining and Mineral Exhibit. They wanted them back, but had no money to buy them.

The fellow I contacted had polished the specimen many years before for the State museum. It was among a number of meteorite specimens purchased by Harvey Nininger from homesteaders near Brenham, Kansas, in the mid-1920's. The famous locality had been discovered in the 1880's, and has produced several tons of specimens. Nininger was the owner of the famous meteorite museum at Meteor Crater, Arizona, and published several notable articles and books about meteorites. In recent years the Brenham locality has yielded a number of new specimens, including one monster meteorite weighing over 1400 pounds. I gave my new friend in Billings another call – yes, I would still like to buy the specimen. A few days later he called back – he had the specimen, and we reached a deal. As we met for the exchange he shared more details about how he acquired it – with a pocketknife used as a screwdriver, he removed a few screws from the top of the display case, and the stones had been easily pilfered. I

soon had the specimen in hand, and along with the smaller meteorite, it was eventually sent back to its home in California. The California owners were very appreciative. The geologic survey sent their thanks and a copy of their recent volume on Gold Mines of California – their most popular publication. The fellow who had polished the specimen sent me a couple of fragments of limonite – weathered pieces of the meteor that created the Meteor Crater in Arizona. I was assured that the large meteorite looked very nice back in its proper place in the museum display. I've since heard that the museum at the Ferry Building has been closed, and perhaps the collection is now in a state park and museum in Mariposa, California. I haven't had an opportunity to go visit "my" meteorites.

Further information about some of the people/events noted may be found by doing a web search for topics such as: "Josephine Scripps", "pallasite", "Brenham, Kansas meteorite", and "Harvey Nininger".

---

**MSDC Meeting Minutes - January 2011**



**Secretary, Pat Rehill**

**Meeting Date:** January 4, 2012

**Meeting Place:** Katherine Kirby Rm., Smithsonian Institution National Museum of Natural History

**Agenda:** Happy New Year announced by Club President Tom Tucker.

Recognized past presidents, Cynthia Payne, Ed & Susan Fisher

Minutes Approved: October 2011

**Treasurer's report:** Rick Reiber was not present.

**Old Business:** Christmas party: Tom Tucker, Ed and Susan Fisher, Andy and Betty as well as other MSDC club members thanked for contributions.

Elections: Thanks to nominating committee, Sheryl Sims, Dave Nanney & Dave Hanessey.

***MARK YOUR CALENDARS!***  
***See our upcoming events.***

***INVITE A FRIEND TO OUR MEETINGS!***

New Editor: Sheryl Sims

### **New 2012 Officers:**

President: Tom Tucker  
Vice-President: Andy Thompson  
Secretary: Pat Rehill  
Treasurer: Rick Reiber  
Board of Directors: Cynthia Payne,  
Dave Nanney and Dave Hennessey.  
Tom thanked for Secretary, Denise  
Whitman, and presented gift.

**New Business:** EFMLS scholarship donation has been previously discussed. Last donation was 2005. We have our own scholarship program with George Washington University. Discussion tabled until May 2012.

### **Announcements:**

- Wildacres –sign up now for April classes.
- February 18<sup>th</sup> field trip to JMU.
- Upcoming 75<sup>th</sup> MSDC Birthday planning. Cynthia discussed that she has a collection of memorabilia to share and to amend for the upcoming event. Susan offered her home to sort out the photos and info as a club project. We noted that we should put current club photos on a CD to present as a slide show at our annual Christmas party.

**Cares & Condolences:** A quick recovery from surgery was wished for two club members: Betty Thompson & Leslie Nanney.

**Program Speaker:** Dr. Cari Corrigan, Department of Mineral Sciences for the Smithsonian Institution.

### **Topic: Antarctic Meteorite: Collecting Classifying & Curating.**

**Program note:** Dr. Corrigan invited the club for a private tour of the meteorite lab, at a date to be determined. During the discussion, a 4.5 inch Chondrite meteorite was passed around the class to aid in the discussion. Its age is estimated at 4.5 billion years old. It was an unknown specimen, not the Lorton meteorite. Dr. Corrigan discussed her 6 week expedition at and around McMurdo Station, Antarctic, for the purpose of mapping and recovering hundreds to thousands of meteorites. She was with an 8-12 person crew of scientists, teachers and others. The NSF runs the program which includes basic training and for camping in and surviving the frigid climate, as well as, shopping for groceries, supplies and gear. Meteorites are plentiful and easy to find in the frozen landscape, as they stand out against the white and blue coloration of the snow. The business meeting concluded at 9:45 p.m.

---

### **MSDC Minutes, December 2011**

Denise Whitman, Secretary

President Tom Tucker called the meeting to order at 8:05 pm in the Cathy Kirby Room at the National Museum of Natural History. Past presidents Andy Thompson, Ed Fisher and Cynthia Payne were present and were thanked for their service. He also thanked Andy Thompson, our current Vice-President, for filling in while he was travelling out west. The June and September minutes were approved, as printed in the November, 2011, issue of Mineral Minutes. We are looking for a permanent editor for the Mineral Minutes. There was a brief discussion about converting the newsletter to PDF, and digitizing previous issues. Tom Tucker will look into the cost for doing this. A motion was made, seconded, with all in favor, to award \$750 to one of Dr. Tollo's students at George Washington University. The check will be presented at the December meeting. Another motion was made by Tom Tucker to double the contribution that we make yearly to the Mineral Sciences Department of the National Museum of Natural History to a total of \$1000.

This was seconded, with all in favor, and passed. The nominating committee, composed originally of Sheryl Sims, Dave Nanney, and Dave Hennessey, presented a slate of officers for 2012 to be voted on at the December meeting: *President: Tom Tucker, Vice-President: Andy Thompson, Secretary: Pat Rehill, Treasurer: Rick Reiber; Board of Directors: Cynthia Payne, Dave Nanney, and Dave Hennessey.*

Leslie and Dave Nanney introduced three guests: three geology students from Northern Virginia Community College. Door prizes were won by David Ward and Ed Fisher. With about 25 people in attendance, there was a motion to adjourn, which was passed, at 8:25 pm. Our scheduled speaker for this evening, Dr. Cari Corrigan, was unable to attend. Co-worker, Dr. Andrew Beck, of the Department of Mineral Sciences at NMNH, gave presentation entitled "*Olivine in Diogenite Meteorites and Implications for the Geology of Asteroid 4 Vesta.*" Many thanks to David Ward and Betty Thompson for the refreshments.

## **A Mineral's Puzzling Behavior Solved**

*By Erich Grundel*

The property of magnetism and the use of magnets were derived directly from the mineral magnetite. These characteristics have been known for thousands of years and across many civilizations. Magnetism has made it one of the easiest minerals to identify. While other minerals are also magnetic, none are anywhere near as strong as magnetite.

Physical properties of matter vary with the conditions under which it exists. One particularly potent influence is temperature. Take water as an example. Heat it sufficiently and it vaporizes. Cool it sufficiently and it becomes ice. Magnetite is similar. Heat it sufficiently and you will reduce the mineral to elemental iron. This smelting process has been known since ancient times. What happens if you cool it sufficiently? This is a more recent discovery. In addition to being magnetic it is also moderately electrically conductive at room temperature. But when you cool it sufficiently, -150 °C, something unexpected happens. It stops conducting and becomes an insulator. Now, more than 70 years after the discovery of this phenomenon, an explanation of this behavior has been found.

As with most substances, the crystal structure of magnetite changes with temperature. Conductivity requires the ability of electrons to move freely within the crystal in order to move

the electric current. Restricting the electrons' mobility leads to reduced conductivity and if sufficiently restricted no conductivity or insulation results. In this particular case it has been discovered that three iron atoms trap the electrons. Unable to move, the electrons in cold magnetite cannot conduct a current and thus the mineral becomes an insulator.

Adopted from:

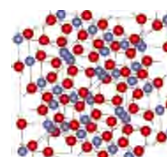
<http://www.sciencedaily.com/releases/2011/21/111221140345.htm>



Red gemmy crystals of Chondrodite with magnetite, Tilly Foster mine, Brewster, New York USA.



Octahedral crystals of magnetite on cream colored Feldspar crystals. Locality: Cerro Huañaquino, Potosí Department, Bolivia.



(photo credit: <http://en.wikipedia.org/wiki/Magnetite>)



# GREAT GARNETS!

By Sheryl E. Sims



(<http://en.wikipedia.org/wiki/garnets>)

Garnets are great, not just because garnet is my birthstone, but because garnets are durable and come in virtually all colors! Garnets have a cubic crystal habit and are generally very pleasing to the eye. The use of garnets dates as far back as the 14<sup>th</sup> century. Garnets have been found in America, China, Australia, India, England and derived from a plant, *i.e.*, pomegranate, because of its are much similar to that of red arils or fruity seeds which garnet crystals.

Garnets have been defining metamorphic garnets were the most during the antiquities in used in cloisonné during England.<sup>1</sup> Garnet crystals are and occur in shades of green, red, not only the birthstone for January, for both Connecticut and New York, and

*There are six recognizable chemical compositions for garnets; andradite, almandine, spessartine, pyrope, uvarovite, and grossular.*

Idaho!<sup>2</sup>

found to be very helpful in compositions of rocks. Red commonly used gemstones Rome. There were often Anglo-Saxon times in still used in great abundance yellow and orange. Garnets are but garnets are the state minerals

As beautiful are garnets are in jewelry, they also make good abrasives. They are used in sand blasting and when used with high pressure water, can cut steel. Garnets are also used like sand paper in cabinetmaking.

*Pendant, upper left, in uvarovite, a rare bright-green garnet. Garnet var. Spessartine, upper right, Putian City, Putian Prefecture, Fujian Province, China. [www.wikipedia.org](http://www.wikipedia.org)*

<sup>1</sup> [www.wikipedia.org](http://www.wikipedia.org)

<sup>2</sup> *ibid.*

## Mineral Identification using the Raman Spectrometer at James Madison University

*By David Hennessey*

During our upcoming field trip to James Madison University we will have the opportunity to use the Raman spectrometer to help us identify unknown mineral specimens. Their Raman spectrometer is a nifty little device. It has the footprint of a microscope hooked up to a laptop computer. You touch a flat surface of your specimen to a part of the spectrometer that emits a laser light, and the spectrometer does the rest. And it is non-destructive – it does not consume any part of the specimen.

The Raman spectrometer works by bouncing the laser light off the flat surface of the specimen which interacts with the molecules of the specimen, causing vibration. Then it “reads” the vibration pattern and compares it with vibration patterns stored in the laptop’s database to determine what it most closely matches.



It’s not perfect, especially if you don’t have a good flat surface to present to the spectrometer, but I watched it in operation correctly discriminate between specimens that looked alike to my eye. The Raman spectrometer correctly identified an anglesite (lead sulfate) versus a cerussite (lead carbonate) when the two nearly identical appearing specimens were tested. Even more impressive, when presented with three carbonate specimens that looked nearly identical (clear colorless rhombic crystals of calcite, dolomite and magnesite) it could tell the difference. I couldn’t. Before using the Raman spectrometer I was sure one particular specimen was a magnesite. It looked just like one of the excellent magnesites from Brumado, Brazil. Except it wasn’t. It was a calcite. Another one of the trio was the magnesite.

Be sure to bring along your unknown specimens and give it a try. I’m bringing mine – see you there!

---

**NOTE:** Dr. Lance Kearns has graciously extended an invitation to MSDC club members to visit JMU’s mineralogy labs on February 18. Join us! Check “Upcoming Events” for more details.

### **...AND, THE EFMLS AWARDS GO TO—**

- Erich Grundel (2<sup>nd</sup> place for the article: A Mineralogist Almost)
- Susan Fisher (3<sup>rd</sup> place for Small Bulletins)
- Andy Thompson (3<sup>rd</sup> place for a book review, and several “Word from the President” pieces)
- Betty Thompson (3<sup>rd</sup> & 5<sup>th</sup> for her write-up of the Carter Rich presentation on the Bridgewater Titanic Follies)
- Casper Voogt and Betty Thompson (6th place in the Webmaster Competition)

# CONGRATULATIONS!

**THANK YOU!**

Special thanks to former MSDC club secretary, Denise Whitman (pictured below), who will relocate to North Carolina in the coming months.



Thank you to Mary Bateman and Susan Fisher, our former editors. Without their hard work, and dedication to our club, we would not have had a newsletter. Thanks also to Casper Voogt, Betty Thompson, and *all* writers, whether awarded or not. Without your contributions, we would have no interesting content to share. Go Team! -- *Andy Thompson*

**WELCOME MSDC GUESTS!** Members welcomed **Alexia Martinez** to the January 4<sup>th</sup> meeting. Pitching right in, Alexia, agreed to help Cynthia Payne with a large digitizing project to preserve mineral club photos. Sue Fisher, George Loud, and Sheryl Sims will also assist with the project. If you'd like to help, please contact Cynthia.

**SAFETY REMINDERS:** Participants should remember to **THINK SAFETY** when on mineral collecting field trips. Wear steel-toe boots, safety goggles, hard hats, and work gloves. Pack plenty of water, snacks, sunscreen, and a first-aid kit. Never walk under overhanging rocks or too close to quarry walls. Stay with your group and notify the trip coordinator when departing.

**PREVIOUS PROGRAM REVIEW:** Dr. Cari Corrigan, of The Smithsonian Institution, Museum of Natural Science, gave an insightful presentation on collecting meteorites in Antarctica. An exhibit tour will be scheduled to see the *Lorton Meteorite*.



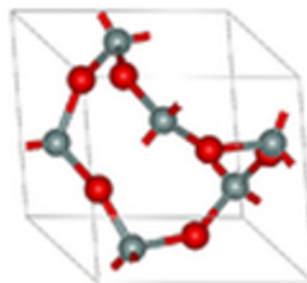


## SHAKE, RATTLE, & ROLL: *Flash Rocks!*

By Sheryl E. Sims

Recently, I discovered piezoelectric rocks. These rocks may be better known as “flash rocks.” Flash rocks emit a glowing, electrical effect when forcefully rubbed together. The technical word for this phenomenon is triboluminescence (TRI-bow-loom-en-NES-ence). It’s caused by striking or rubbing two pieces of piezoelectric material together.<sup>1</sup> Although I had numerous quartz specimens in my budding collection, I had no idea that they were “flash rocks.” The most common mineral to exhibit this type of electric property are quartz, quartzite, and rose quartz. Such quartz specimens are translucent rather than transparent, with minimal fractures throughout the rock.

One can easily demonstrate the piezoelectric-light phenomenon by taking the rock specimens into a dark room, then rubbing the specimens together quickly. If you look closely at the point of impact, you will see a flash of light. How is this done? Theoretically, it’s thought that the impact upon rubbing the minerals together causes electrons to “jump to a higher energy shell. When the electrons jump back to the original shell orbit they release energy that creates the light.”<sup>2</sup>



“ $\alpha$ -quartz crystallizes in the trigonal crystal system, space group  $P3_121$  or  $P3_221$ .  $\beta$ -quartz belongs to the hexagonal system, space group  $P6_221$  or  $P6_421$ . Both  $\alpha$ -quartz and  $\beta$ -quartz are examples of chiral crystal structures composed of achiral building blocks ( $\text{SiO}_4$  tetrahedra in the present case). The transformation between  $\alpha$ - and  $\beta$ -quartz only involves a comparatively minor rotation of the tetrahedra with respect to one another, without change in the way they are linked, this process is called the quartz inversion”<sup>3</sup>

The Ute Indians used Buffalo rawhide rattles in their ceremonies. They were filled with flash rocks—quartz crystals. When shaken, the rattles produced flashes of light which were created when quartz crystals rubbed against each other. When viewed in the dark, sparks of light could be seen.

<sup>1</sup><http://chemistry.about.com/b/2009/04/21/see-some-triboluminescence-examples.htm>

<sup>2</sup>Ibid.

<sup>3</sup> Photo credit: Quartz - [http://en.wikipedia.org/wiki/Rose\\_quartz](http://en.wikipedia.org/wiki/Rose_quartz)

The Uncompahgre Ute Indians are from Central Colorado. They are one of the first documented groups of people in the world credited with the application of mechanoluminescence involving the use of quartz crystals to generate light.



(photo credit: Ute Buffalo rawhide ceremonial rattle - <http://chemistry.about.com/b/2009/04/21/see-some-triboluminescence-examples.htm>)



**Treasurer's Note:**  
Treasurer, Rick Reiber

**Reminder: DUES!** It is that time of year again! MSDC 2012 dues was due on January 1, 2012. A renewal form is included in this newsletter. \$20 for single memberships. \$25 for family memberships. Invite your friends and family to join!

**GET WELL SOON!** MSDC club members send *best wishes* to Betty Thompson and Leslie Nanney! We miss you!

*Please contact Andy Thompson if you have door prize donations!*

**Editor's Note:**

Newsletter Editor, Sheryl Sims



*Thank you* for allowing me to serve as your newsletter editor for the year of 2012. Please email me any pictures, news/announcements, or articles that you may have at: [sesims4@cox.net](mailto:sesims4@cox.net). Your submissions will make our club newsletter a great read! **All submissions must be received by the 15th of any given month, or they will be used in the next issue.**

**AFMS & EFMLS NEWS**

(excerpts & photos from EFMLS & AFMS January 2012 Newsletters).

**AFMS Scholarship Foundation News**  
Reivan Zeleznik, AFMS Scholarship Foundation Coordinator



The AFMS Scholarship Fund is an anonymous plan of giving to a yet-to-be-determined scholarship recipient. The acknowledgment of contributions will continue with the recognition of donations by clubs and their members. Certificates will continue to be granted as visible incentives to encourage donations from members and club budgets.

**Each One Teach One (EFMLS)**

Hazel Remaley, EOTO Chair



Do you know of fellow club members who are teachers, instructors, writers, movers and shakers in your club? If so acknowledge their sharing and caring by nominating them for the "Each One Teach One" award. Nominations should be sent to me by June 15<sup>th</sup> at: [northridge5@verizon.net](mailto:northridge5@verizon.net).

*Visit [www.efmls.com](http://www.efmls.com) and [www.afms.com](http://www.afms.com) for more information on federation news and activities.*



(MSDC member and Museum of Natural History Museum Volunteer, Sue Marcus, with mineral cart teaches eager on-

lookers about minerals. <http://www.si.edu/Volunteer>. Photo by Sheryl Sims)

**American Club Rockhound of the Year**

Ellery Borow, ACROY Chair



Here at the ACROY we are dedicated to recognizing your outstanding members by encouraging clubs to select their own Club Rockhound of the Year. Once you send your selection to us we will publish the names and deeds of those members for all to see and appreciate. (Ellery Borow: 207-547-3154)

**Upcoming Events:**

**February 18: MSDC field trip to James Madison University to visit Dr. Lance Kearns and JMU's mineralogy labs.**

Southern Maryland Rock and Mineral Club. The 22<sup>nd</sup> Annual Mineral, Jewelry & Fossil Show, 10am-5pm. The Show Place Arena, Upper Marlboro, MD. <http://www.smrnc.org/2012-rock-show.html>.

**March 3-4:** Newark (Stanton), DE - 49<sup>th</sup> Annual Earth Science Gem & Mineral Show sponsored by the Delaware Mineralogical Society. Delaware Technical & Community College, I-95, Exit 4B, Churchmans Rd. (Rte. 58); Newark Stanton), DE.

**March 7: MSDC Meeting Program: Author Alan Cutler will speak on the geological and mineralogical vision of Nicholas Steno, the founder of modern geology. He authored the book: The Seashell on the Mountain Top. For further information, see <http://www.amazon.com/Seashell-Mountaintop-ebook/dp/B001NGN2HI>**

**March 10-11:** Clifton, NJ – 23<sup>rd</sup> Annual North Jersey Gem & Mineral Show sponsored by the North Jersey.

**March 16-18:** Hickory, NC – 42<sup>nd</sup> Annual Unifour Gem, Mineral, Bead, Fossil & Jewelry Show sponsored by the Catawba Valley Gem & Mineral Club. Hickory Metro Convention Center, I-40, Exit 125.

**March 17-18:** The Gem, Lapidary and Mineral Society of Montgomery County, 48<sup>th</sup> Annual GLMSMC Gem, Mineral and Fossil Show. Saturday 10am-6pm, Sunday 11am-5pm. Montgomery Co. Fairgrounds, 16 Chestnut St., Gaithersburg, MD. <http://www.glmsmc.com/show.html>

**March 24-25:** Sayre, PA – The 43<sup>rd</sup> Annual Che-Hanna Rock & Mineral Club Rock & Mineral club show will be held on March 24 (9-5) and March 25 (10-5) at the Athens Twp. Vol. Fire Hall, 211 Herrick Ave., Sayre, PA. Admission is \$3/adults, \$1/students, kids under 8 years old are free. Contact Bob McGuire 570-928-9238 for more info. [www.chehannarocks.com](http://www.chehannarocks.com)

**April 4: MSDC Meeting Program: Professor Joe Marx will present "Details on Some New Kimberlite Pipes Found in Falls Church. Joe is a geology professor at Northern Virginia Community College. For further information, see <http://www.nvcc.edu/home/jmarx>**

**April 10 – 15:** EFMLS Workshops at Wildacres World renowned photographer Jeff Scovill will be the keynote speaker. Jeff will give six illustrated programs. The fall session will be held from September 3 - 9 and will feature Julian Gray, curator at the Tellus Museum in Cartersville, GA. Tuition for the April session is \$350 per person and \$370 per person for September. The only additional cost to participants will be for materials used in the class. Information and an application form can be found on the Wildacres web site [www.amfed.org/efmls](http://www.amfed.org/efmls).

**Sept. 15-16:** EFMLS Convention, Harrisburg, PA

**Minerals in the News:**

*(Contributor: Bob Simonoff)*

The Sainte-Marie-aux-Mines show is very popular show in Europe, and is held each year in June. Many people have an almost religious attachment to it and the locale. The mining town of Sainte-Marie-aux-Mines is very small, old, and beautiful. (Sainte-Marie-aux-Mines lies in the valley of Lièpvrette in the Vosges Mountains, near Lorraine, France.)

The organizers claim to have done all they could to resolve a series of problems they have with the show's location, but failed to get the issues resolved. They announced that they are moving the show to Colmar. (Colmar is a commune in the Haut-Rhin area of Alsace, located in north-eastern France.)

This new location is not going to be as pretty as Sainte-Marie-aux-Mines, and some say that it has far less character.

However, in response, the city officials in Sainte-Marie-aux-Mines are creating their own mineral show and it will be held at the same time as the show that is being held in Colmar. As a result, there will be competing shows. Further-more, the community is polarizing over which show to attend.



Visit blog at: <http://www.mindat.org/forum.php?read,6,241315,page=1>  
 (photo credit:<http://en.wikipedia.org/wiki/Sainte-Marie-aux-Mines>)

**Water to be Poured into Volcano to Make Power**

(excerpt from article by Jeff Barnard, Associated Press – Published on January 15, 2012)

According to the latest mineral in the news reports, developers of geothermal energy are planning to pump 24 million gallons of water into the side of a dormant volcano that is located in Central Oregon during the summer. This is being done to demonstrate some new technology that they hope will increase the green energy industry.

**KEEP US INFORMED!** *Do you have a book review or mineral news to share? Please share your news at our monthly meetings or by submitting it to the Mineral Minutes editor at [sesims4@cox.net](mailto:sesims4@cox.net).*




# MSDC 2011 HOLIDAY PARTY

(Photos by Cynthia Payne)

# FOOD!



# COMRADERIE!



# FUN!



# GIFTS!



# HAPPY NEW YEAR!



## 2011 Speaker Flash Back!



Prof. Callan Bentley



Dr. Andrew Beck

(Photos by Cynthia Payne)

November 2011: Dr. Andrew Beck, Smithsonian Staff, gave presentation on his asteroid research.

October 2011: Keith Williams gave a presentation on "The Minerals and Mines of Bulgaria."

September 2011: Prof. Callan Bentley gave a presentation on Darton Pass, WY and showed us a gigapan photo he took of the Darton Pass.

July-August 2011: No meetings were held.

June 2011: Dr. Rick Wunderman, a volcanologist and museum specialist for the Smithsonian Institution National Museum of Natural History, gave a presentation on "The Global Volcanism Program: Its Purpose, Operations and Impact."

May 2011: Dr. Richard Walker, University of Maryland gave a presentation on New Insights to Late Stages of Planetary Accretion to Earth, Moon and Mars.

April 2011: Dr. Richard Tollo and 2009 MSDC Foshag Award Recipient Allison Ruben (assisted by the 2010 recipient Laurie) presented their Report on Recent Research Findings at the Mount Rogers Site in SW Virginia.

March 2011: Geologist Tim Rose, returning from the United Arab Emirates, reported on his "Visit to a salt dome: Surprising finds in the Gulf of Arabia."

February 2011: LTC Steve Johnson gave a presentation on Afghanistan geology and mineralogy.

January 2011: Scott Southworth gave a presentation on Piedmont Region geology.

---

**Pre-Meeting Dinner:** Join us for dinner at the Pier 7 Restaurant at 6:00 PM for dinner before the club meeting. 650 Water St SW, (at S L St), Washington, DC 20024, (202) 554-2500, [www.pier7restaurant.com/Menu](http://www.pier7restaurant.com/Menu).  
**Please call Susan Fisher at 703-830-9733 to make a reservation if you wish to attend.**

**Visitors are always welcome at our monthly meetings and dinners!**

**MEMBERSHIP APPLICATION OR RENEWAL  
THE MINERALOGICAL SOCIETY OF THE DISTRICT OF COLUMBIA (MSDC)**

Family ~ \$25.00 per year. One address.

Individual ~ \$20.00 per year.

New \*  Renewal Dues are for Year \_\_\_\_\_ \*

For new members who join in the last months of the year, membership will extend through the following year with no additional dues.

**ANNUAL DUES – PLEASE PAY BY JANUARY 10.**

Pay at December or January meeting or mail to:

**Mineralogical Society of DC**

**P.O. Box 9957**

**Alexandria, VA 22304**

**Name(s)** (First and Last)

Address \_\_\_\_\_

City \_\_\_\_\_ State \_\_\_\_\_ Zip \_\_\_\_\_

Phone(s): Home/Work/Mobile \_\_\_\_\_

Email(s) \_\_\_\_\_

**OK TO INCLUDE YOU ON CLUB MEMBERSHIP LIST?** Distributed to Club members only.

Yes – Include name, address, phone, email.

If you want any information omitted from the membership list, please note:

Omit my:  Email,  Home phone,  Work phone,  Mobile phone,

Address,  Name

**SPECIAL CLUB-RELATED INTERESTS?** \_\_\_\_\_

**MINERALOGICAL SOCIETY OF THE DISTRICT OF COLUMBIA**

President: Tom Tucker, threedogtom@earthlink.net

Vice President & Program Chair: Andy Thompson, thompson01@starpower.net

Secretary: Patricia Rehill, patriciarehill@gmail.com

Treasurer: Rick Reiber, Mathfun34@yahoo.com, (mail: c/o MSDC, P.O. Box 9957, Alexandria, VA 22304)

Director: Cynthia Payne

Director: Dave Nanney

Director: Dave Hennessey

Editor: Sheryl Sims, sesims4@cox.net (mail: 6024 Stoddard Ct., Apt, P-1, Alexandria, VA 22315)

Web Master: Casper Voogt, www.mineralsocietyofDC.org

**Meeting Dates, Time, and Location:** The first Wednesday of each. (No meeting in July and August.) The National Museum of Natural History, Smithsonian Institution, 10<sup>th</sup> Street and Constitution Ave, Washington D.C. We will gather at the Constitution Avenue entrance at 7:45 PM to meet our guard who will escort us to the Cathy Kirby Room. If you park on the street, **THERE ARE NOW PARKING FEES, PAYABLE AT THE KIOSKS, AND ENFORCEMENT UNTIL 10 PM.**



**Can you spot the snaggletooth shark tooth found by Patricia Rehill?**  
(Long Beach, Calvert County, MD – Dec. 27, 2011. Photo by Patricia Rehill)

# ***MINERAL MINUTES***

**Newsletter of the Mineralogical Society of the District of Columbia**

Sheryl Sims – Editor

6024 Stoddard Court, Apt. P-1

Alexandria, VA 22315

**U.S.A.**

**Time Sensitive Dated Material**

First-Class Mail

February 2012